www.jinkosolar.com

Jinko Solar

TiGER Neo

66HL5-BDV

710-735 Watt

BIFACIAL MODULE WITH DUAL GLASS

N-type

N-type Technology

N-type modules with Tunnel Oxide Passivating Contacts (TOPCon) technology offer lower LID/LeTID degradation and better low light performance.

HOT 3.0 Technology

N-type modules with JinkoSolar's HOT 3.0 technology offer better reliability and efficiency.

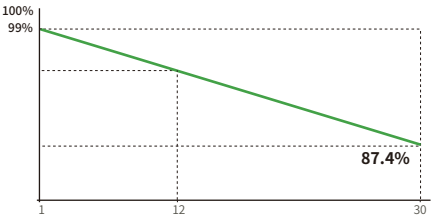

12 Year	30 Year	1%	0.40%
Product Warranty	Linear Power Warranty	First-year Degradation	Annual Degradation Over 30 Years

Dual-Sided Power Generation

Dual-sided power generation gain increases with backside exposure to light, significantly reducing LCOE.

Mechanical Load Enhanced

Certified to withstand:
5400 Pa front side max static test load
2400 Pa rear side max static test load

- IEC61215:2021 / IEC61730:2023
- IEC61701 / IEC62716 / IEC60068 / IEC62804
- ISO9001:2015: Quality Management System
- ISO14001:2015: Environment Management System
- ISO45001:2018: Occupational health and safety management systems

SMBB Technology

Better light trapping and current collection to improve module power output and reliability.

Anti-PID Guarantee

Minimizes the chance of degradation caused by PID phenomena through optimization of cell production technology and material control.

JKM710-735N-66HL5-BDV-Z5-EN

66HL5-BDV 710-735 Watt

Mechanical Characteristics

Cell Type	N- type Mono-crystalline
No. of cells	132（66×2）
Dimensions	2384×1303×33 mm
Weight	37.5 kg
Front Glass	2.0 mm, Anti-Reflection Coating
Back Glass	2.0 mm, Heat Strengthened Glass
Frame	Anodized Aluminium Alloy
Junction Box	IP68 Rated
Protection Class	Class II
IEC Fire Type	Class C
Connector Type	JK03M/JK03M2/Others*
Output Cables (Including Connector)	4.0 mm^2 (+): 400 mm , (-): 200 mm or Customized Length

* MC4 and MC4-EVO2 available upon request and subject to availability

Packaging Configuration

Pallet Dimensions	1325×1121×2496 mm
Packing Detail (Two pallets = One stack)	33 pcs/pallets, 594 pcs/ 40'HQ Container

Specifications (STC)

Maximum Power - Pmax [Wp]*	710	715	720	725	730	735
Maximum Power Voltage - Vmp [V]	40.65	40.77	40.89	41.00	41.11	41.23
Maximum Power Current - Imp [A]	17.47	17.54	17.61	17.69	17.76	17.83
Open-circuit Voltage - Voc [V]	48.73	48.88	49.04	49.20	49.36	49.52
Short-circuit Current - Isc [A]	18.53	18.60	18.67	18.74	18.81	18.88
Module Efficiency STC [%]	22.86	23.02	23.18	23.34	23.50	23.66
Power Tolerance	0 ~ + 3 %					
Temperature Coefficient of Pmax	-0.29 %/°C					
Temperature Coefficient of Voc	-0.25 %/°C					
Temperature Coefficient of Isc	0.045 %/°C					

STC: Irradiance 1000W/m^2, Cell Temperature 25°C, AM=1.5.*Power measurement tolerance: ±3%

Specifications (BNPI)

Maximum Power - Pmax [Wp]*	784	790	795	800	805	810
Maximum Power Voltage - Vmp [V]	40.66	40.80	40.92	41.03	41.14	41.25
Maximum Power Current - Imp [A]	19.28	19.36	19.43	19.50	19.57	19.64
Open-circuit Voltage - Voc [V]	48.72	48.85	48.99	49.12	49.25	49.38
Short-circuit Current - Isc [A]	20.48	20.55	20.63	20.71	20.79	20.87

BNPI: Irradiance: front 1000W/m^2, rear 135W/m^2, Cell Temperature 25°C, AM=1.5
*Power measurement tolerance: ±3%

Application Conditions

Level T_{98} ≤ 70 °C	-40 °C ~ +70 °C*
Maximum System Voltage	1500 VDC (IEC)
Maximum Series Fuse Rating	35 A
Bifaciality Coefficents	φVoc: 98±5 %, φIsc: 80±5 %, φPmax: 80±5 %

*Short-term up to 85°C; higher operation requires IEC TS 63126 testing

Engineering Drawings

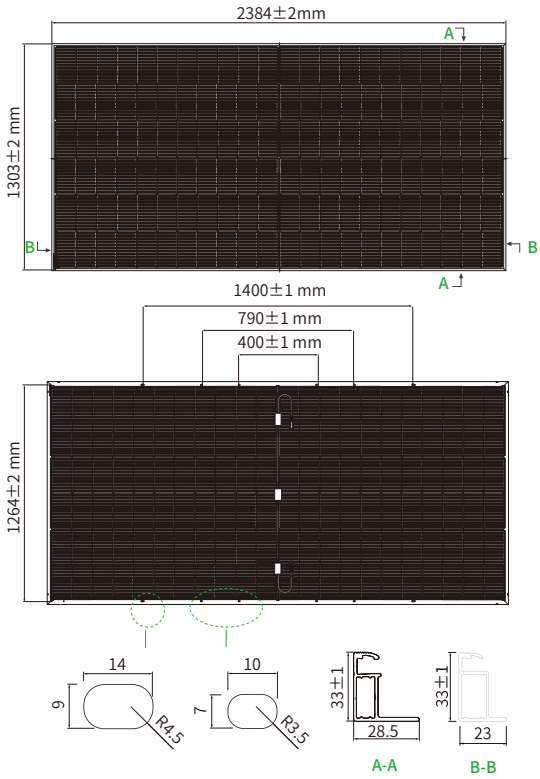

*Note: For specific dimensions and tolerance ranges, please refer to the corresponding detailed module drawings.

Electrical Performance

Power-Voltage Curves (66HL5-BDV 725W)

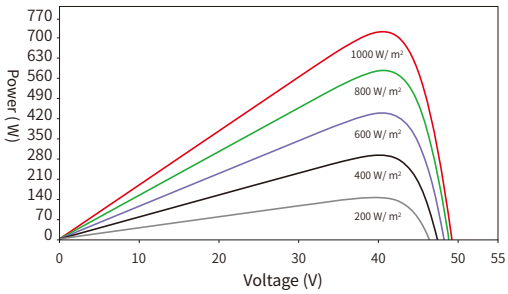

Current-Voltage Curves (66HL5-BDV 725W)

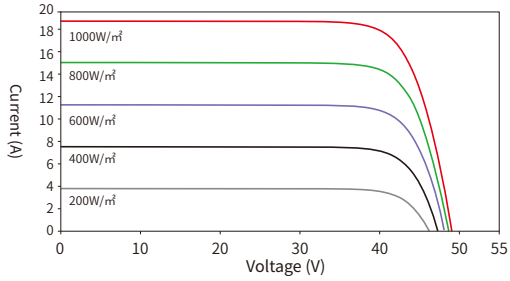

© 2026 Jinko Solar Co., Ltd. All rights reserved.

JKM710-735N-66HL5-BDV-Z5-EN

www.jinkosolar.com

Note: Please read the safety and installation manual before using the product. We reserve the right of final interpretation. The specifications in this datasheet are subject to change without notice.